

## Peer Summary

What enrollment trends exist that may impact future staffing?

What has been the trend in Teacher staffing?

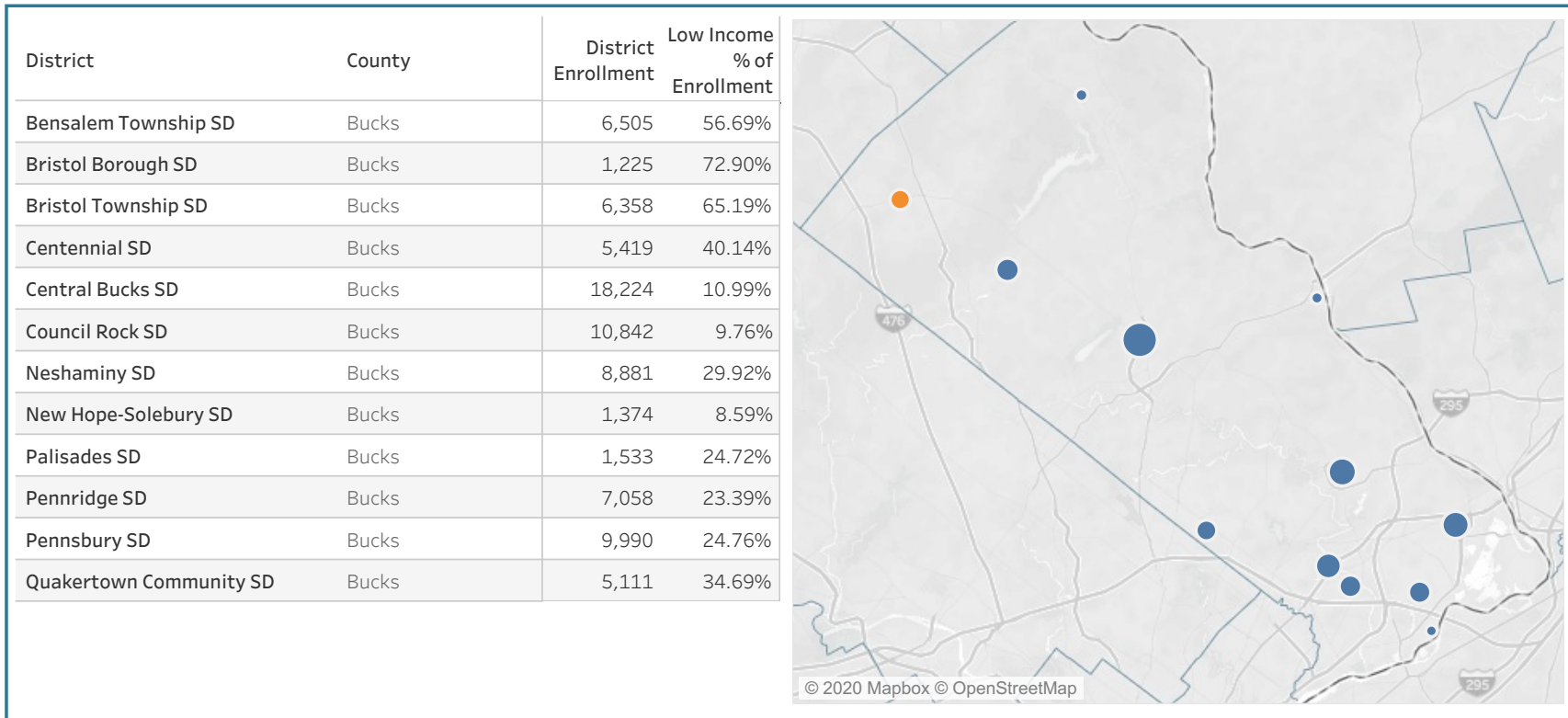
How do our Teacher staffing levels compare?

How do average Teacher salaries compare?

What has been the trend in Student Support staffing?

# Quakertown Community SD Salary and Staffing Comparison

## Peer Summary



Enrollment data presented is from 2019.

Peer Summary

What enrollment trends exist that may impact future staffing?

What has been the trend in Teacher staffing?

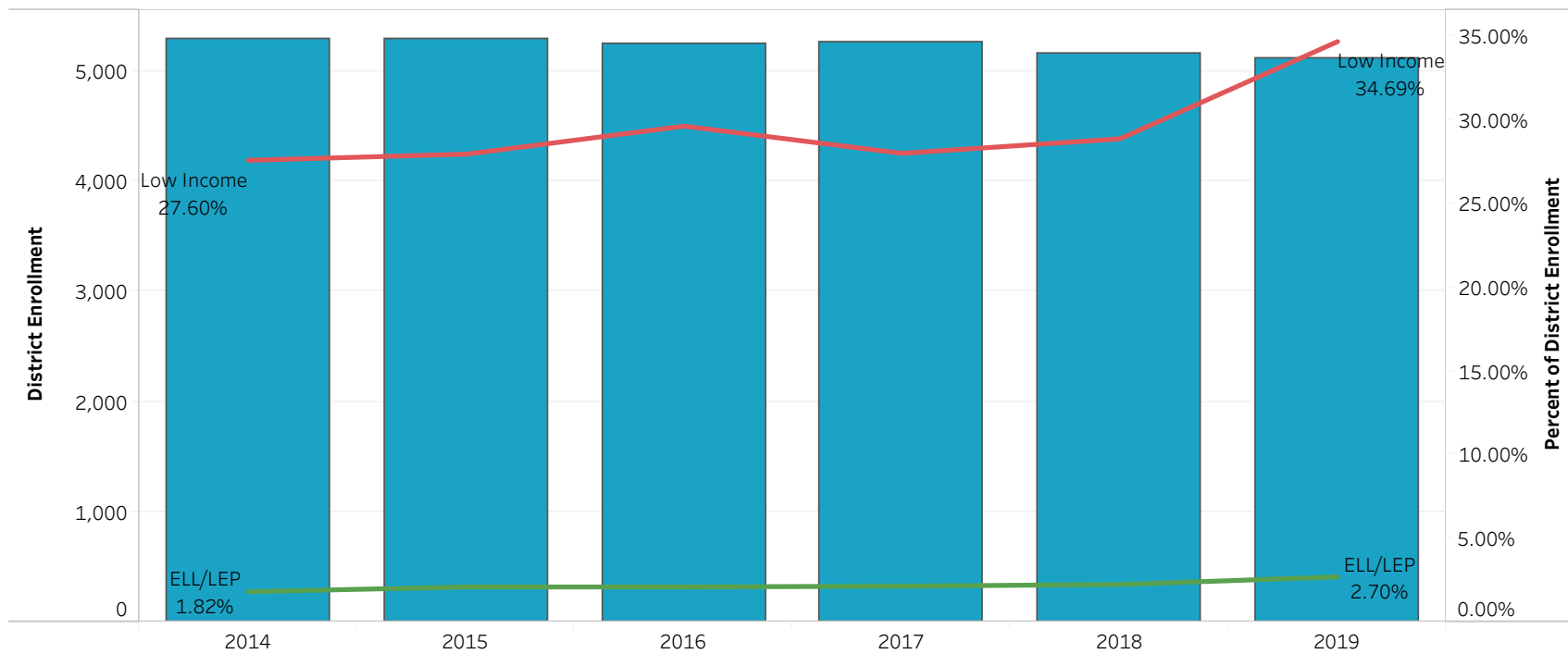
How do our Teacher staffing levels compare?

How do average Teacher salaries compare?

What has been the trend in Student Support staffing?

## Quakertown Community SD Salary and Staffing Comparison

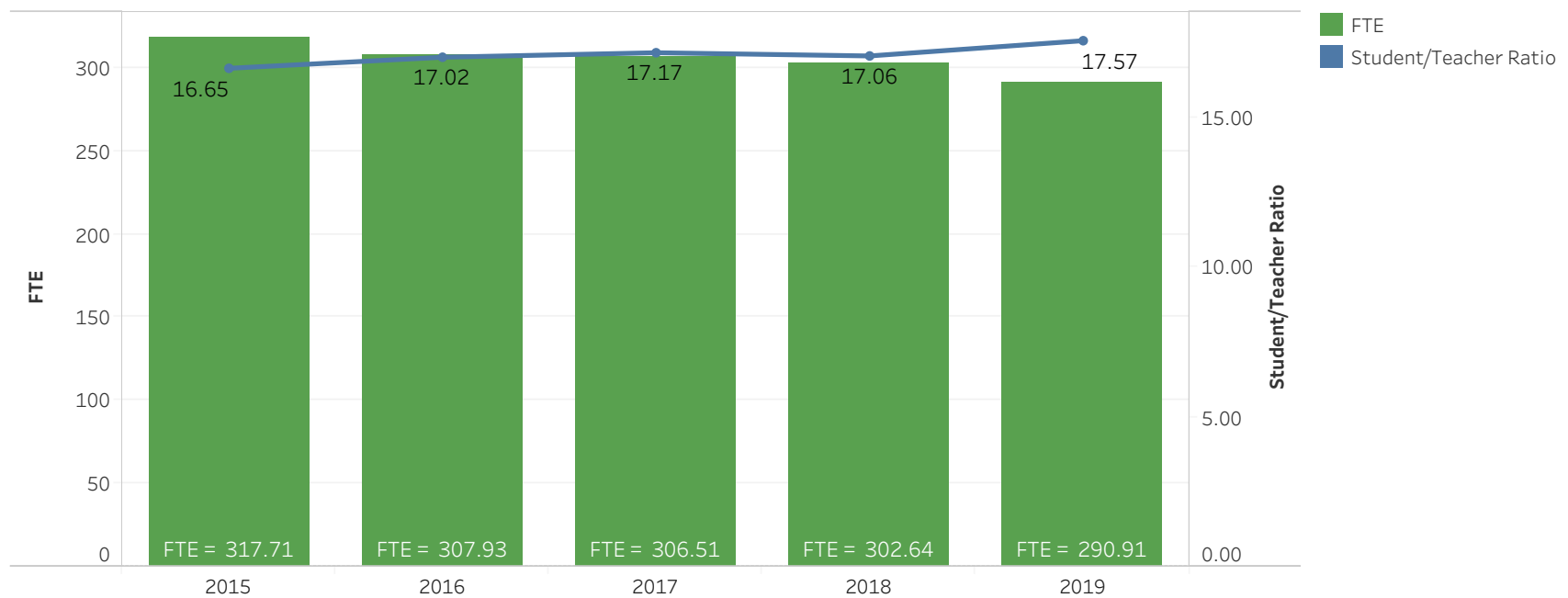
Changes in total enrollment as well as enrollment for subgroups requiring additional support can result in fluctuations in staffing needs.



Powered By:  
**FORECAST5**  
ANALYTICS

## Quakertown Community SD Salary and Staffing Comparison

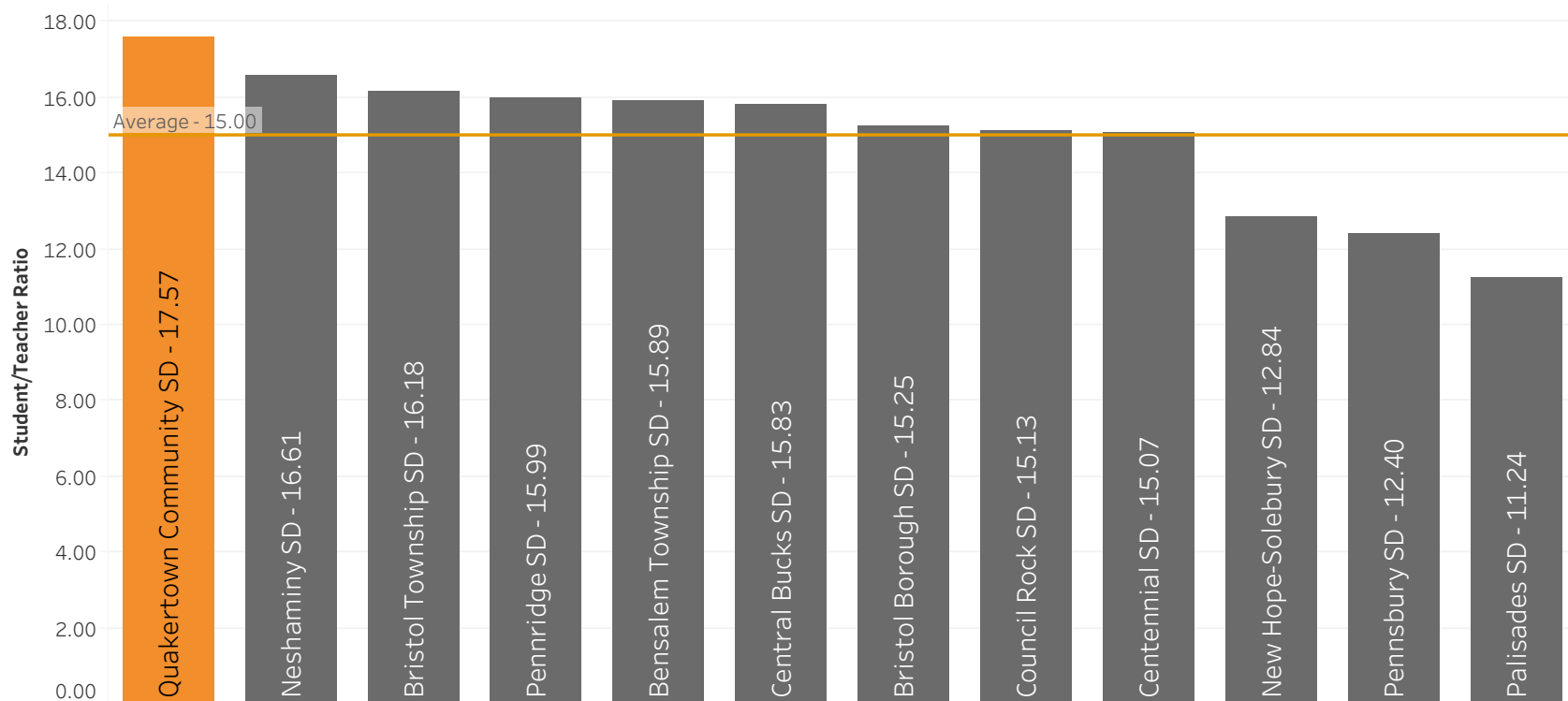
Staffing levels are a factor of the number of staff as well as the number of students. The chart below displays the Full Time Equivalent (FTE) count of **Teachers** in the bars and the student/teacher ratio on the line utilizing the right-hand axis.



Peer Summary	What enrollment trends exist that may impact future staffing?	What has been the trend in Teacher staffing?	How do our Teacher staffing levels compare?	How do average Teacher salaries compare?	What has been the trend in Student Support staffing?	How do our Student Support sta..
--------------	---	--	---	--	--	----------------------------------

## Quakertown Community SD Salary and Staffing Comparison

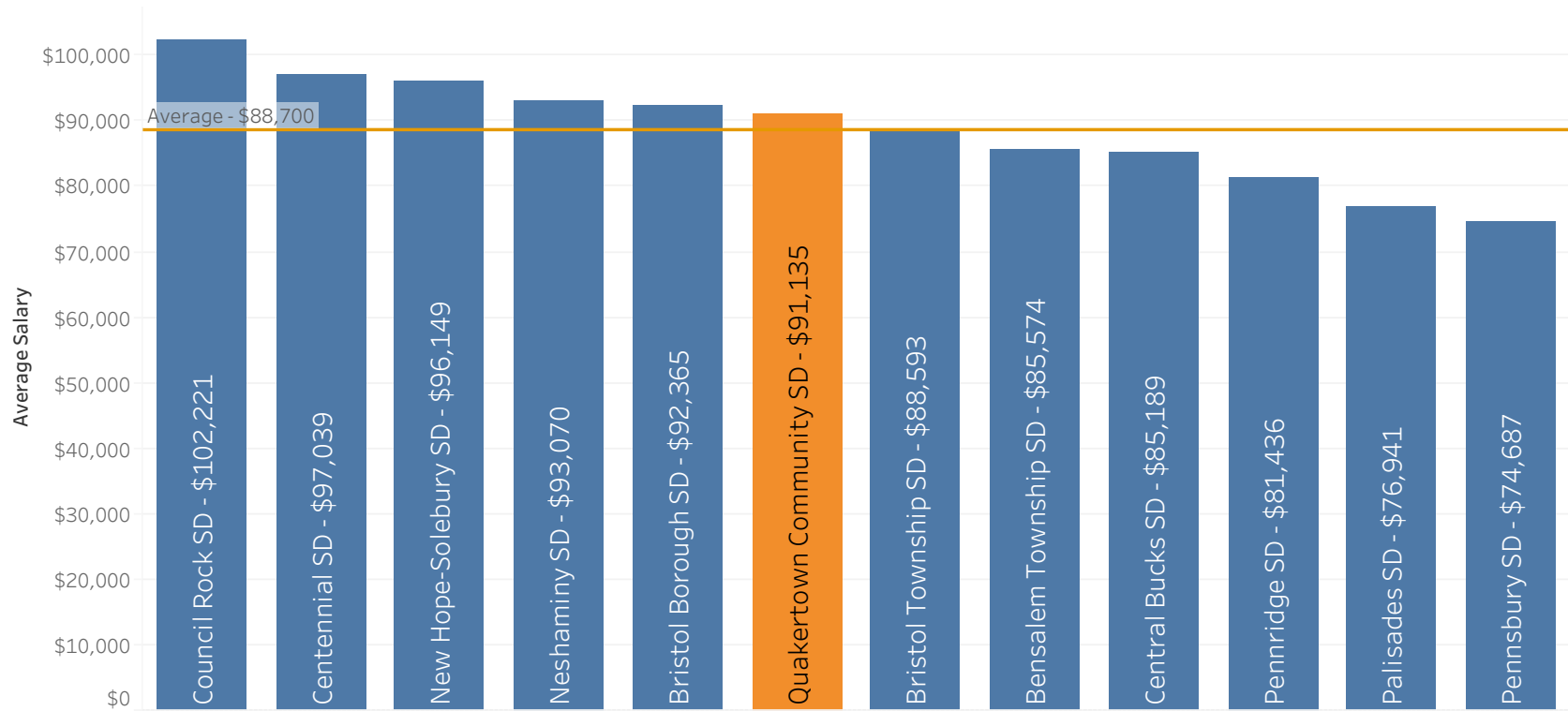
2019 - Student per Teacher FTE Comparison



What enrollment trends exist..	What has been the trend in Teacher staffing?	How do our Teacher staffing levels compare?	How do average Teacher salaries compare?	What has been the trend in Student Support staffing?	How do our Student Support staffing levels compare?	How do average Student Sup..
--------------------------------	--	---	--	--	---	------------------------------

## Quakertown Community SD Salary and Staffing Comparison

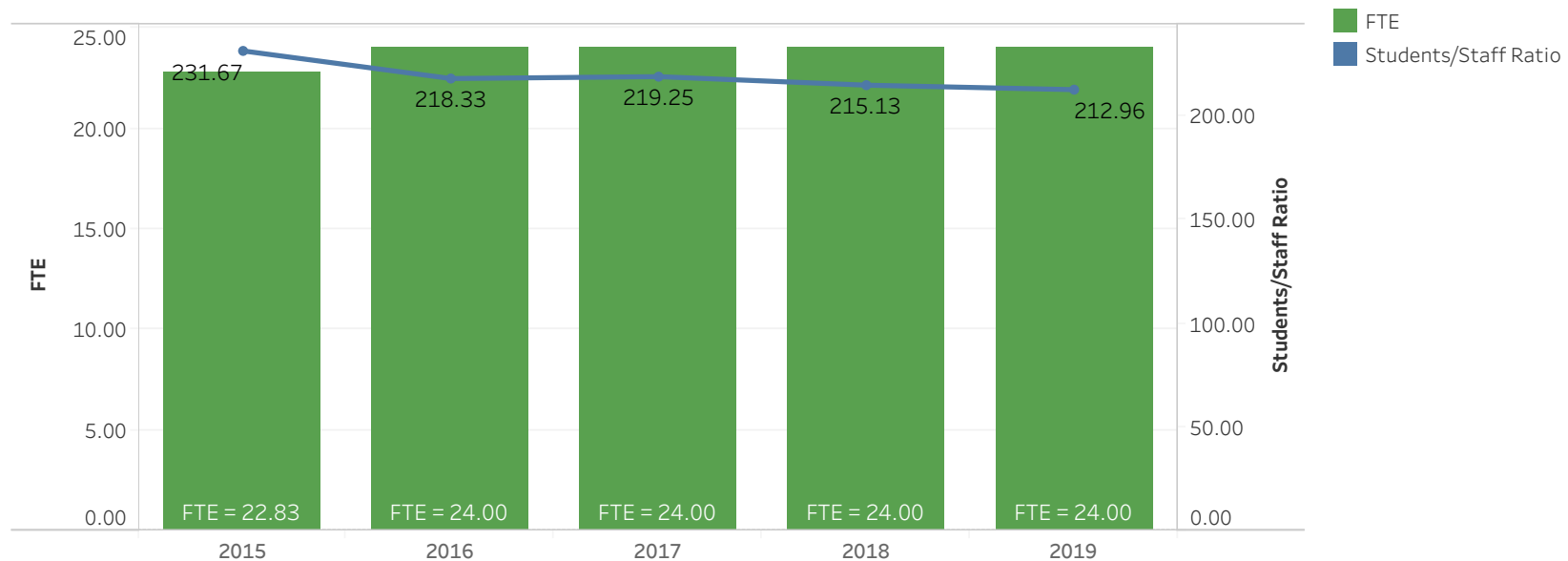
2019 - Teacher Salary



What has been the trend in ..	How do our Teacher staffing levels compare?	How do average Teacher salaries compare?	What has been the trend in Student Support staffing?	How do our Student Support staffing levels compare?	How do average Student Support salaries compare?	How do average Elementary ..
-------------------------------	---	--	--	---	--	------------------------------

## Quakertown Community SD Salary and Staffing Comparison

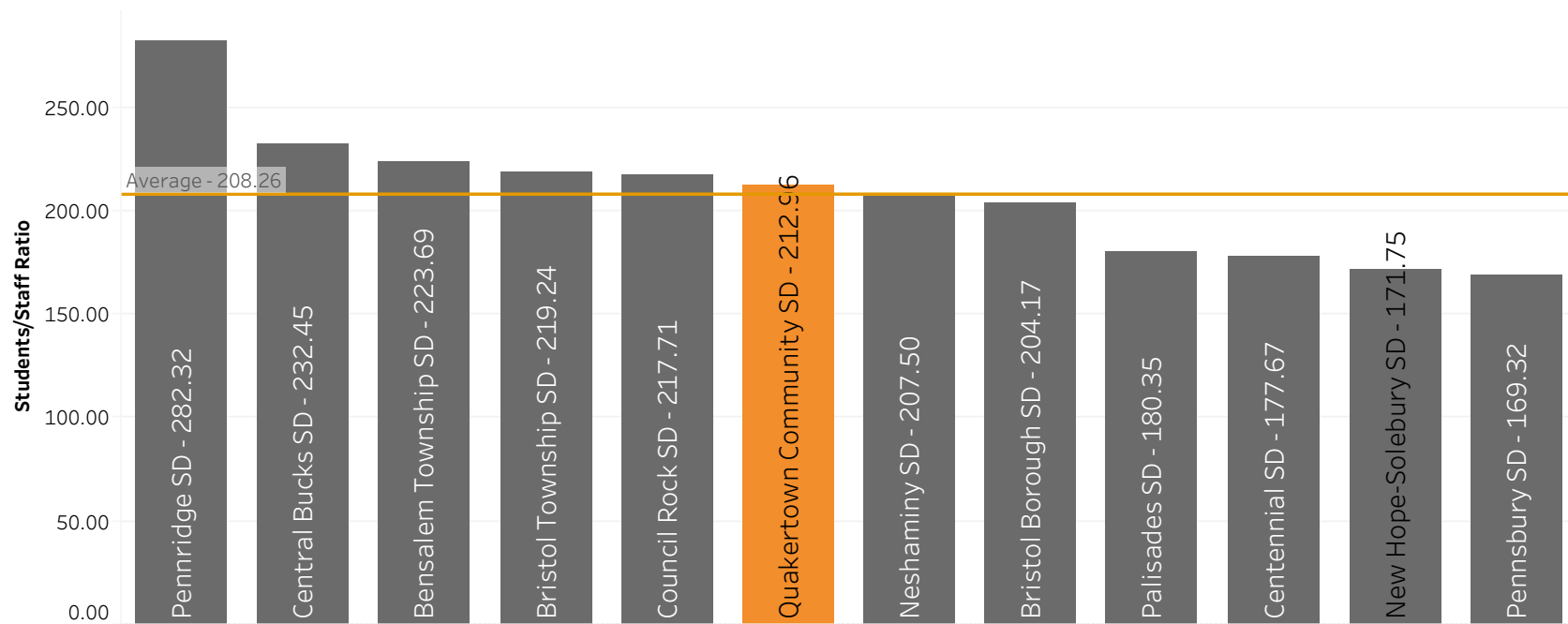
**Staffing levels are a factor of the number of staff as well as the number of students.** The chart below displays the Full Time Equivalent (FTE) count of **Student Support** staff in the bars and the student/support ratio is the line on the right-hand axis. Positions included in the analysis are: guidance counselors, nurses, occupational and physical therapists, psychologists and social workers.



How do our Teacher ..	How do average Teacher salaries compare?	What has been the trend in Student Support staffing?	How do our Student Support staffing levels compare?	How do average Student Support salaries compare?	How do average Elementary Principal salaries compare?	How do average Secondary P..
-----------------------	--	--	---	--	---	------------------------------

## Quakertown Community SD Salary and Staffing Comparison

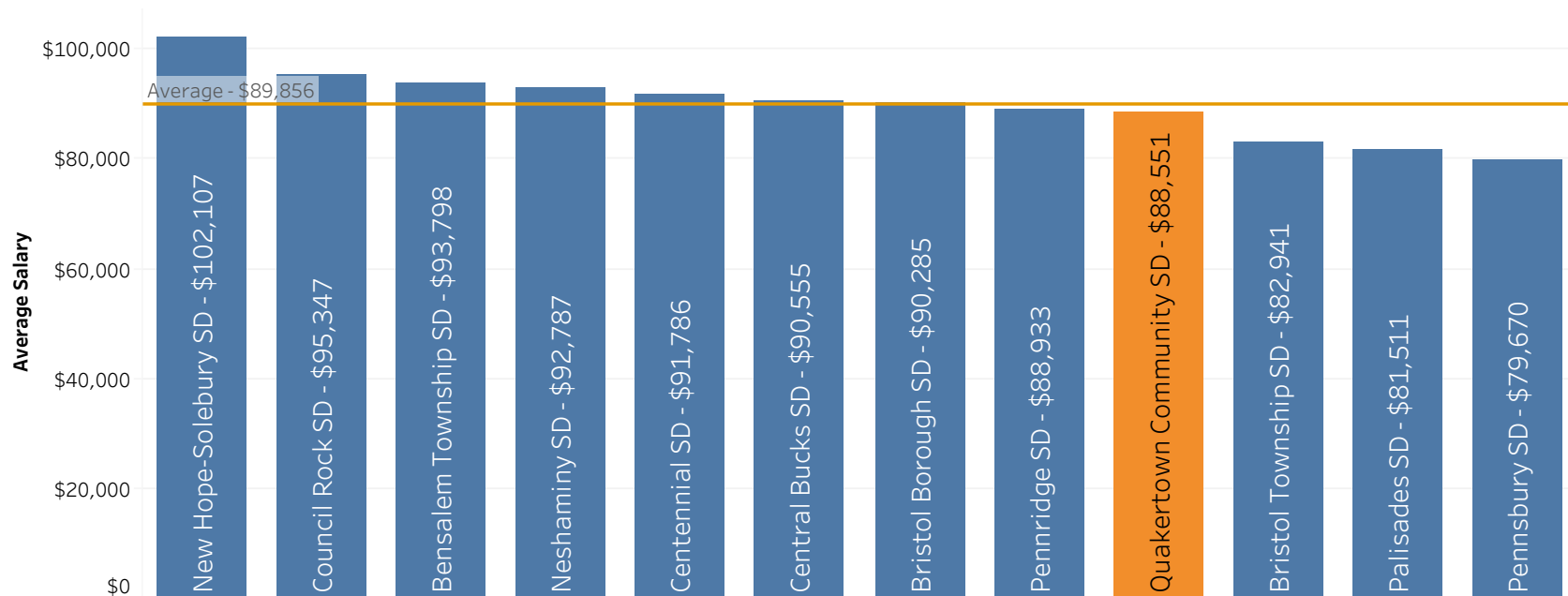
The chart below shows the 2019 student/support staff ratio for **Student Support Services** positions which include: guidance counselors, nurses, occupational and physical therapists, psychologists and social workers.



How do average Teacher ..	What has been the trend in Student Support staffing?	How do our Student Support staffing levels compare?	How do average Student Support salaries compare?	How do average Elementary Principal salaries compare?	How do average Secondary Principal salaries compare?	How much of the operating budget is all..
---------------------------	--	---	--	---	--	---

## Quakertown Community SD Salary and Staffing Comparison

The chart below shows the 2019 average salaries for **Student Support Services** positions which include: guidance counselors, nurses, occupational and physical therapists, psychologists and social workers.

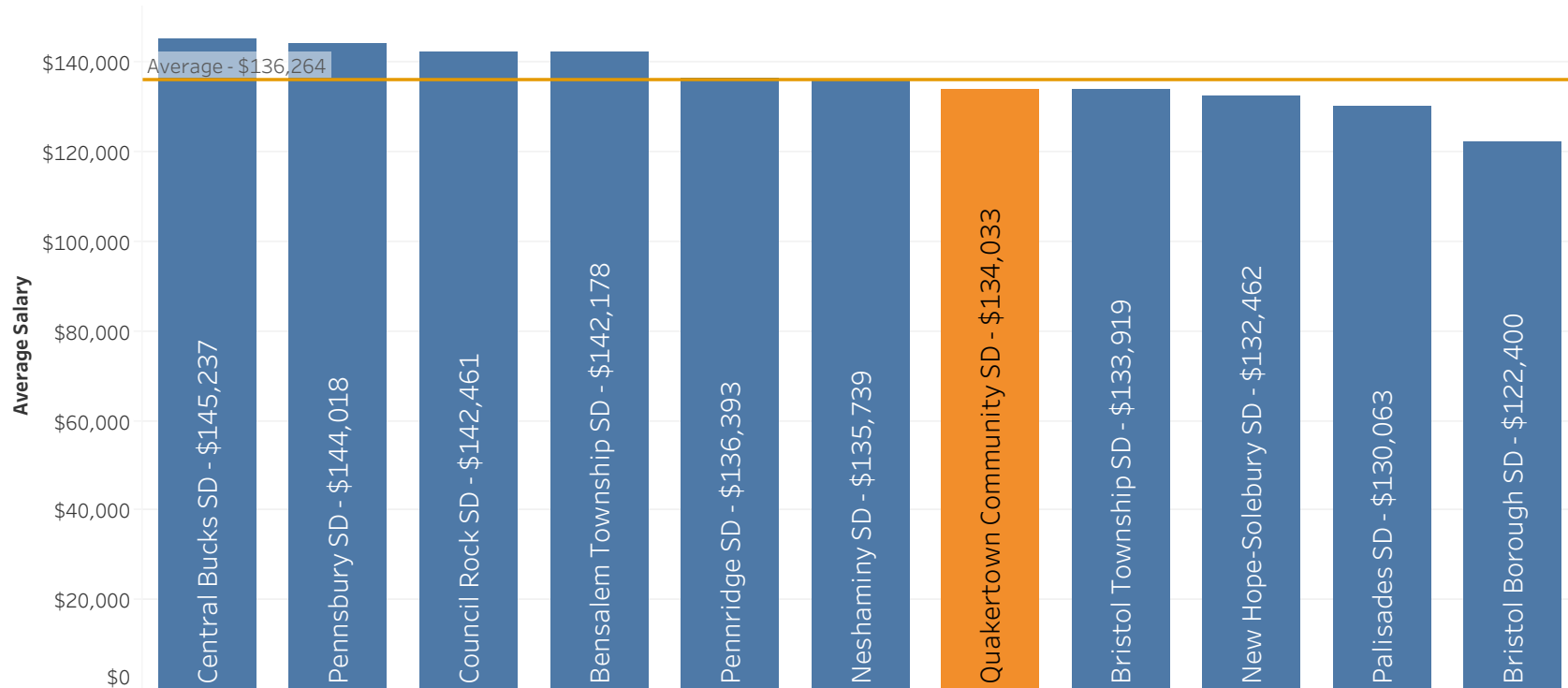




What has been the trend in ..	How do our Student Support staffing levels compare?	How do average Student Support salaries compare?	How do average Elementary Principal salaries compare?	How do average Secondary Principal salaries compare?	How much of the operating budget is allocated to personnel costs?	Data Notes
-------------------------------	---	--	---	--	---	------------

## Quakertown Community SD Salary and Staffing Comparison

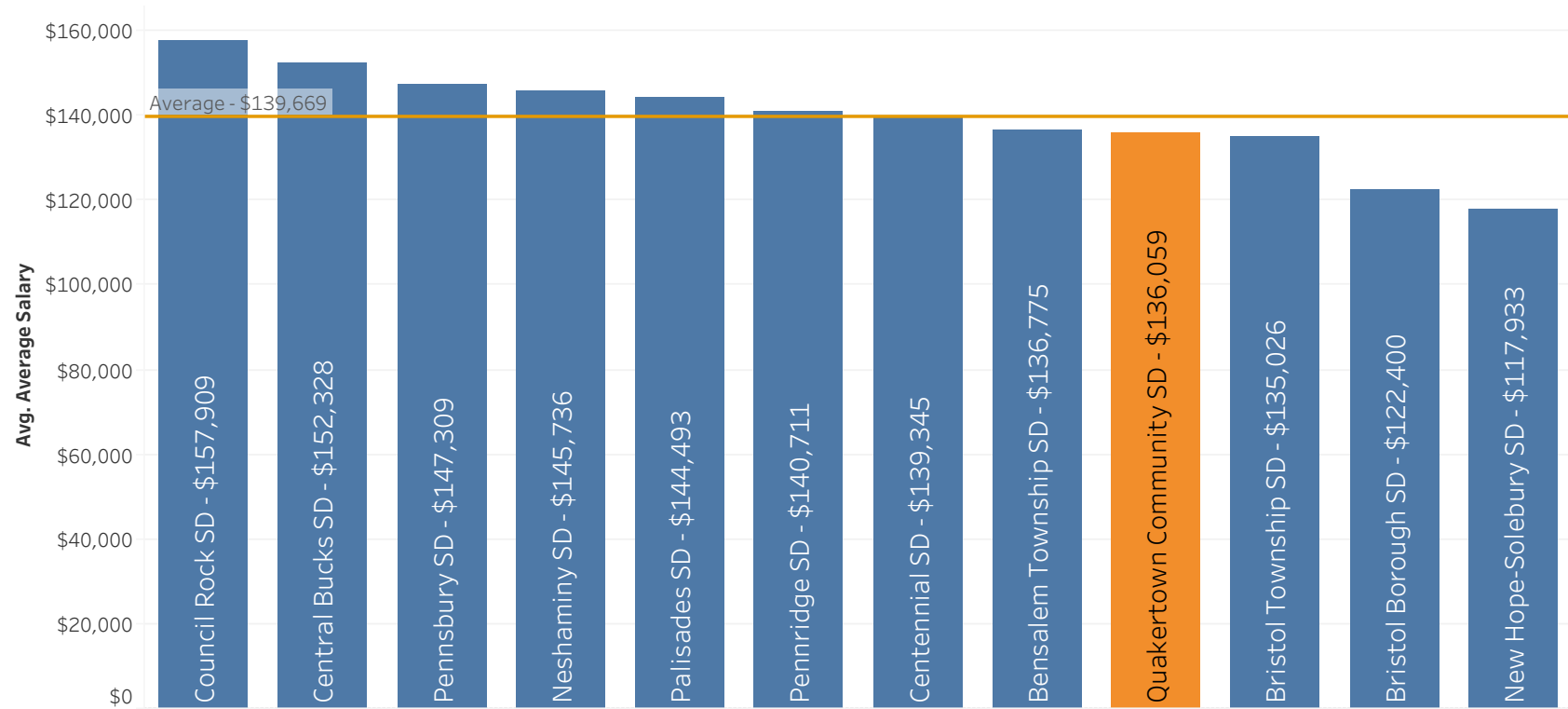
2019 - Elementary Principal Salary



How do our Student Support staffing levels compare?	How do average Student Support salaries compare?	How do average Elementary Principal salaries compare?	How do average Secondary Principal salaries compare?	How much of the operating budget is allocated to personnel costs?	Data Notes
---	--	---	--	---	------------

## Quakertown Community SD Salary and Staffing Comparison

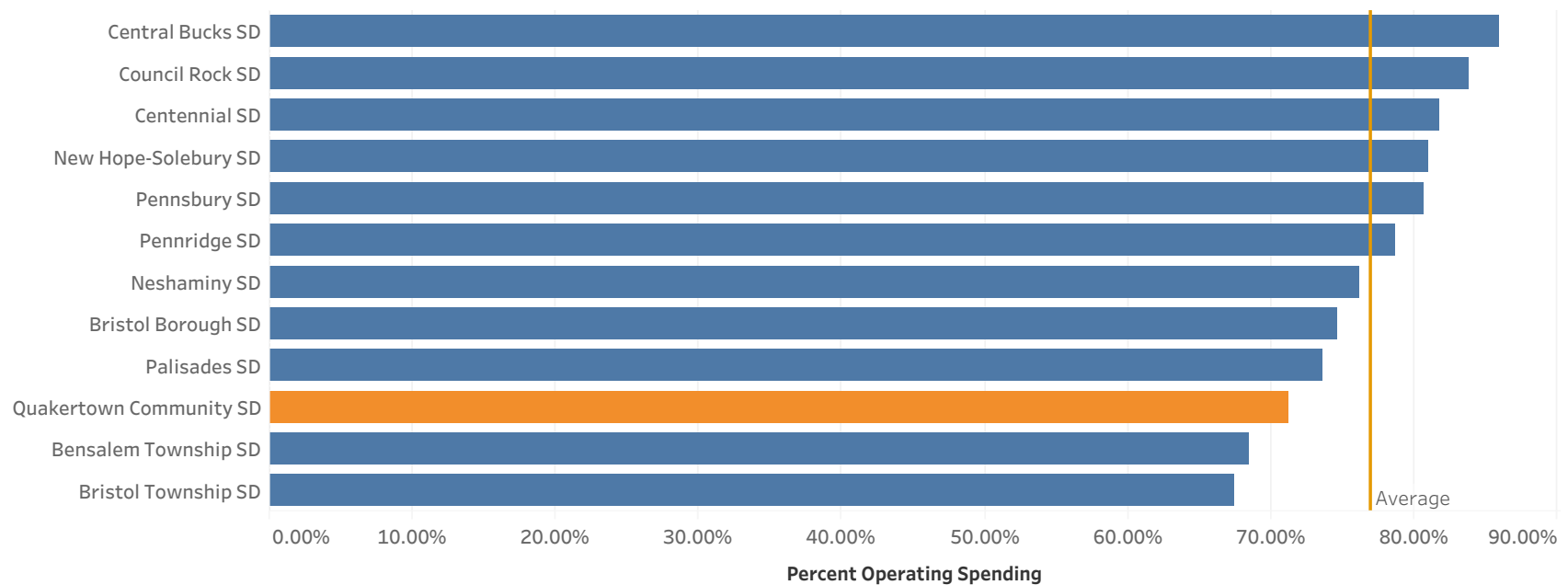
2019 - Secondary Principal Salary



How do our Student Support staffing levels compare?	How do average Student Support salaries compare?	How do average Elementary Principal salaries compare?	How do average Secondary Principal salaries compare?	How much of the operating budget is allocated to personnel costs?	Data Notes
---	--	---	--	---	------------

## Quakertown Community SD Salary and Staffing Comparison

Annual Financial Reports break down district spending into many categories. The chart below shows the percentage of operating spending allocated to salaries and benefits for 2019.



How do our Student Support staffing levels compare?	How do average Student Support salaries compare?	How do average Elementary Principal salaries compare?	How do average Secondary Principal salaries compare?	How much of the operating budget is allocated to personnel costs?	Data Notes
---	--	---	--	---	------------

## Data Notes

**Salary and FTE** data is acquired from Pennsylvania Department of Education (PDE) Professional Personnel Individual Staff Data records:

<http://www.education.pa.gov/Data-and-Statistics/Pages/Professional-and-Support-Personnel.aspx>

**Enrollment** data utilized in staffing ratio calculations consists of fall student counts from PDE:

<http://www.education.pa.gov/Data-and-Statistics/Pages/Enrollment%20Reports%20and%20Projections.aspx>

**Financial** data is obtained from the PDE Annual Financial Report (AFR) database.

**Operating Expenditures** are defined by PDE as expenditures from the General Fund in these Functions: Instruction, Support Services and Operation of Non-Instructional Services.

5Sight Home page: <https://5share.com/5sight/home.html>